

Lampiran 2

OUTPUT UJI NORMALITAS

PENGETAHUAN SEBELUM EDUKASI K2K3

Descriptives

		Statistic	Std. Error
Total skor pengetahuan sebelum edukasi	Mean	6.82	.364
	Lower Bound	6.06	
	95% Confidence Interval for Mean		
	Upper Bound	7.58	
	5% Trimmed Mean	6.90	
	Median	7.00	
	Variance	2.918	
	Std. Deviation	1.708	
	Minimum	2	
	Maximum	10	
	Range	8	
	Interquartile Range	2	
	Skewness	-.635	.491
	Kurtosis	2.014	.953

Tests of Normality

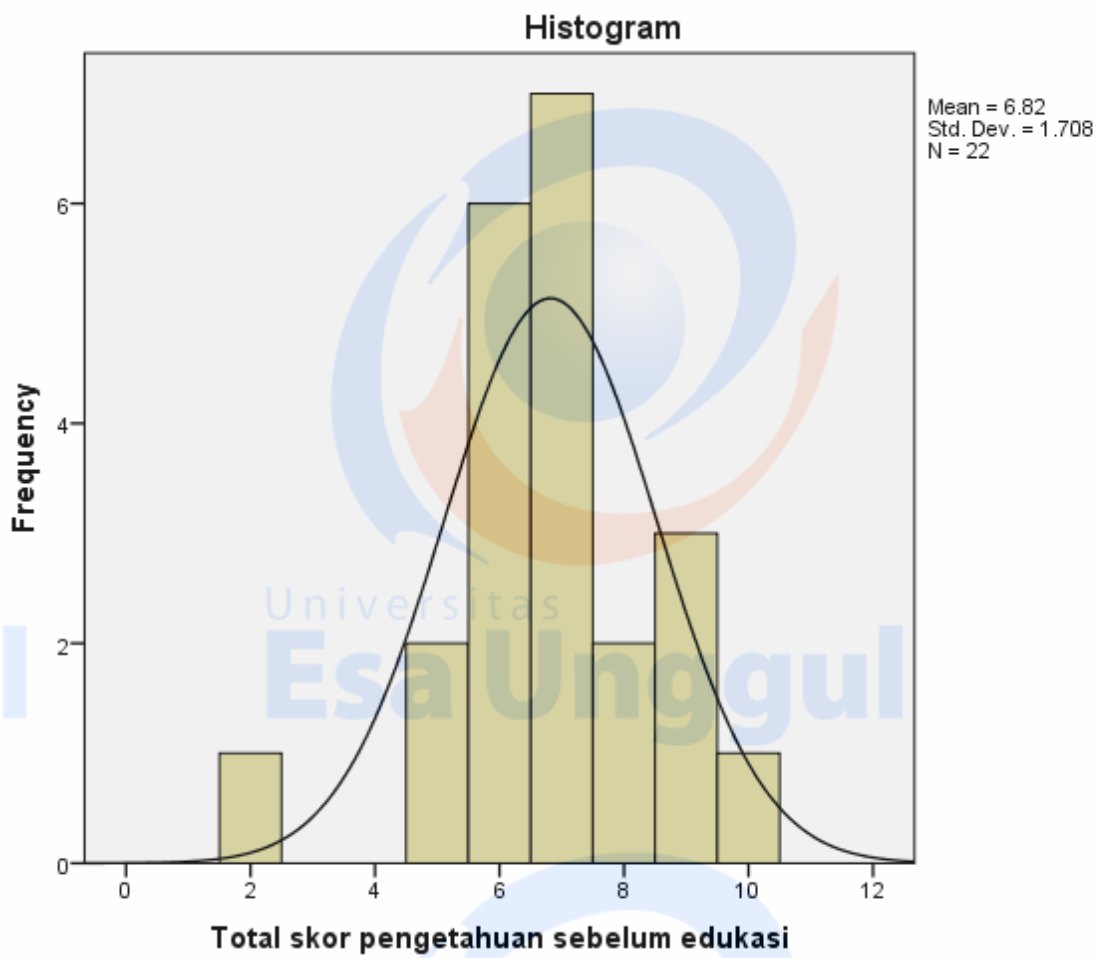
	Kolmogorov-Smirnov ^a			Shapiro-Wilk		
	Statistic	df	Sig.	Statistic	df	Sig.
Total skor pengetahuan sebelum edukasi	.185	22	.049	.920	22	.077

a. Lilliefors Significance Correction

Statistics

Total skor pengetahuan sebelum edukasi

N	Valid	22
	Missing	0
Mean		6.82
Median		7.00
Std. Deviation		1.708
Minimum		2
Maximum		10



SIKAP SEBELUM EDUKASI K2K3

Descriptives

		Statistic	Std. Error	
Total skor sikap sebelum edukasi	Mean	56.09	1.621	
	95% Confidence Interval for Mean	Lower Bound	52.72	
		Upper Bound	59.46	
	5% Trimmed Mean	55.88		
	Median	53.50		
	Variance	57.801		
	Std. Deviation	7.603		
	Minimum	46		
	Maximum	70		
	Range	24		
	Interquartile Range	13		
	Skewness	.525	.491	
	Kurtosis	-1.099	.953	

Tests of Normality

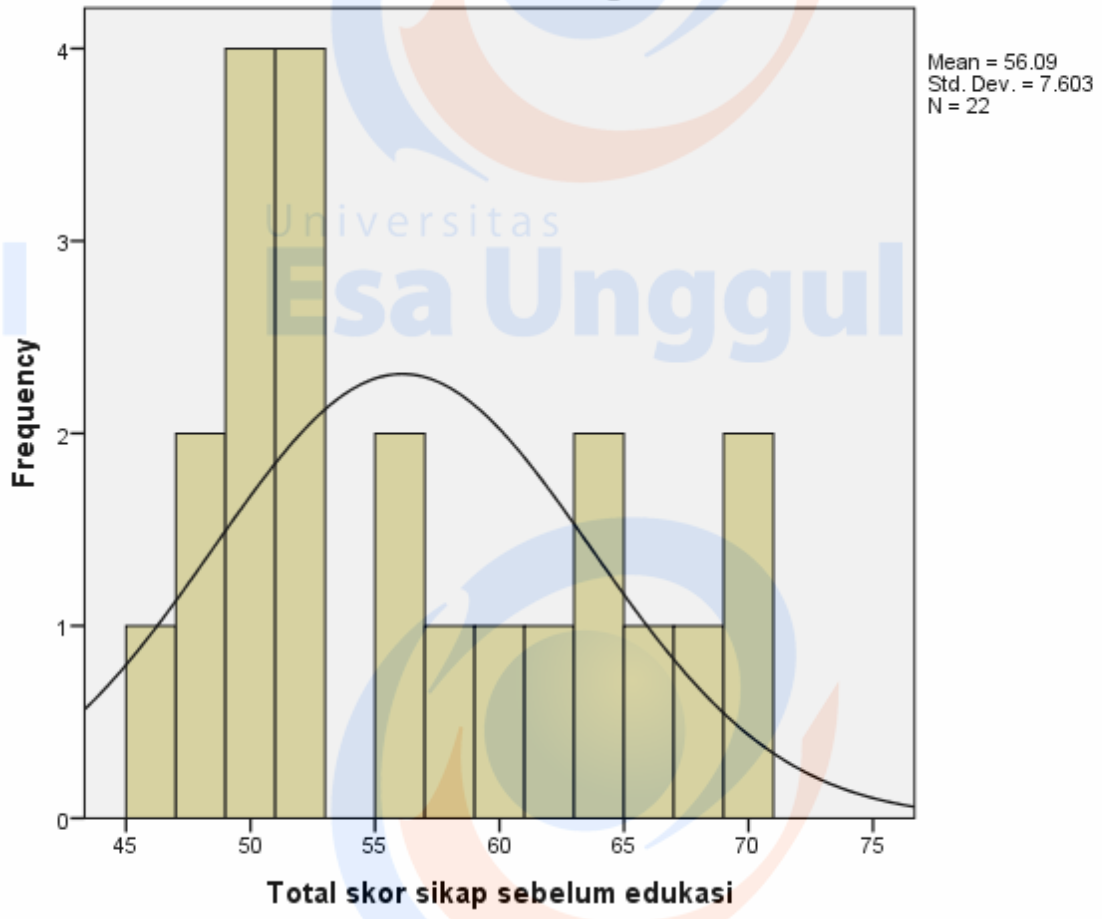
	Kolmogorov-Smirnov ^a			Shapiro-Wilk		
	Statistic	df	Sig.	Statistic	df	Sig.
Total skor sikap sebelum edukasi	.205	22	.017	.913	22	.053

a. Lilliefors Significance Correction

Statistics

Total skor sikap sebelum edukasi		
N	Valid	22
	Missing	0
Mean		56.09
Median		53.50
Std. Deviation		7.603
Minimum		46
Maximum		70

Histogram



Universitas
Esa Unggul

Universitas
Esa Unggul

PENGETAHUAN SESUDAH EDUKASI K2K3

Descriptives

	Statistic	Std. Error	
Mean	9.41	.553	
95% Confidence Interval for Mean	Lower Bound	8.26	
	Upper Bound	10.56	
5% Trimmed Mean	9.46		
Median	10.00		
Variance	6.729		
Total skor pengetahuan sesudah edukasi	Std. Deviation	2.594	
	Minimum	4	
	Maximum	14	
	Range	10	
	Interquartile Range	4	
	Skewness	-.534	.491
	Kurtosis	-.382	.953

Tests of Normality

	Kolmogorov-Smirnov ^a			Shapiro-Wilk		
	Statistic	df	Sig.	Statistic	df	Sig.
Total skor pengetahuan sesudah edukasi	.272	22	.000	.923	22	.089

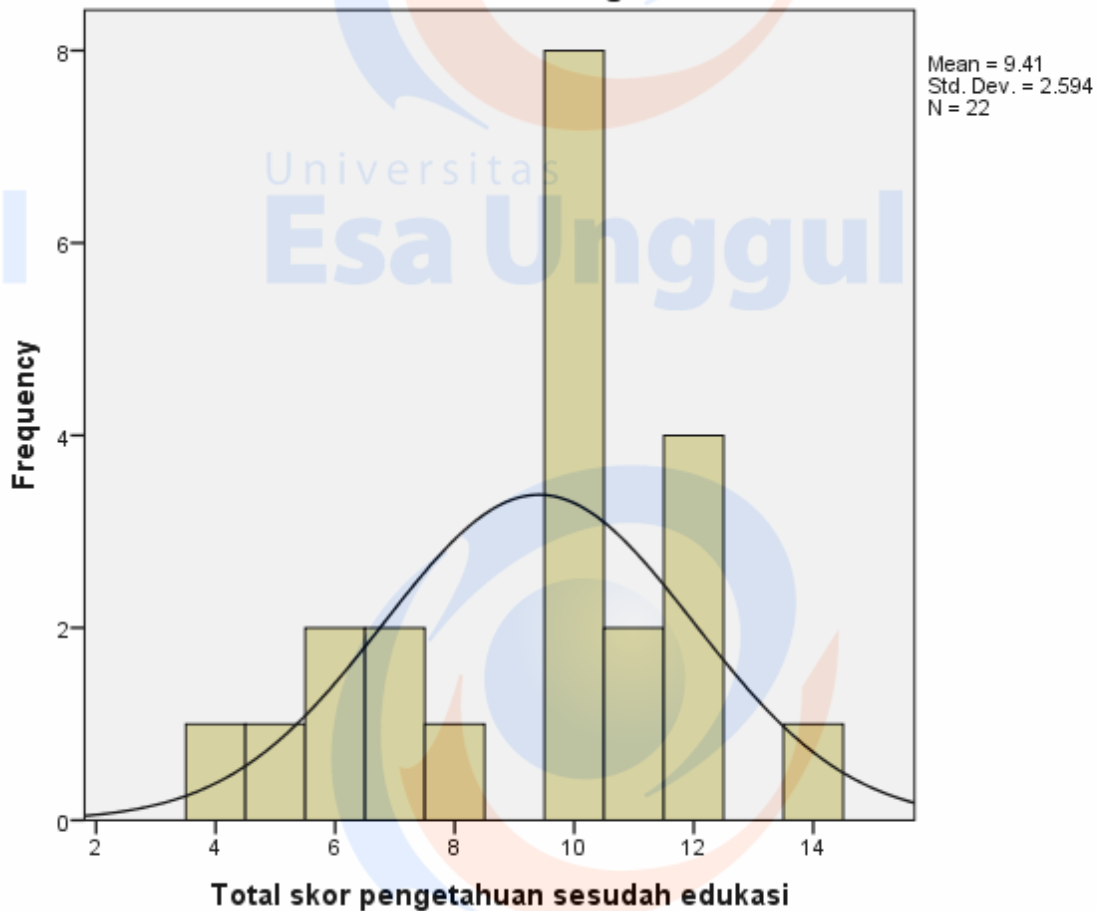
a. Lilliefors Significance Correction

Statistics

Total skor pengetahuan sesudah edukasi

N	Valid	22
	Missing	0
Mean		9.41
Median		10.00
Mode		10
Std. Deviation		2.594
Minimum		4
Maximum		14

Histogram



SIKAP SESUDAH EDUKASI K2K3

Descriptives

		Statistic	Std. Error	
Total skor sikap sesudah edukasi	Mean	64.45	1.114	
	95% Confidence Interval for Mean	Lower Bound	62.14	
		Upper Bound	66.77	
	5% Trimmed Mean	64.66		
	Median	65.50		
	Variance	27.307		
	Std. Deviation	5.226		
	Minimum	53		
	Maximum	72		
	Range	19		
	Interquartile Range	8		
	Skewness	-.751	.491	
	Kurtosis	-.264	.953	

Tests of Normality

	Kolmogorov-Smirnov ^a			Shapiro-Wilk		
	Statistic	df	Sig.	Statistic	df	Sig.
Total skor sikap sesudah edukasi	.269	22	.000	.912	22	.051

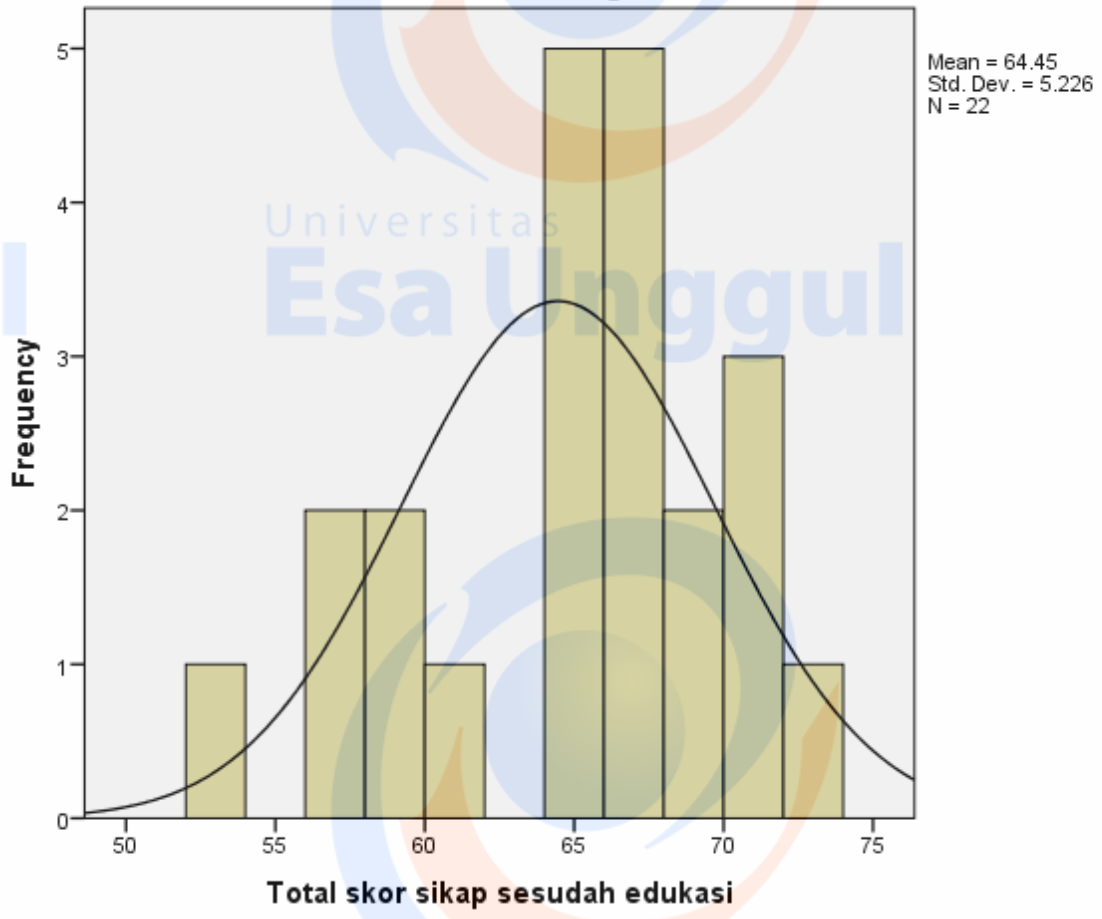
a. Lilliefors Significance Correction

Statistics

Total skor sikap sesudah edukasi

N	Valid	22
	Missing	0
Mean		64.45
Median		65.50
Std. Deviation		5.226
Minimum		53
Maximum		72

Histogram



Universitas
Esa Unggul

Universitas
Esa Unggul